

2-JAW PARALLEL GRIPPERS

SERIES GEP9000

▶ PRODUCT ADVANTAGES



“The quickest”

▶ Plug and play

Reduce programming and assembly costs to a minimum with the integrated control system and the 3 position query








▶ 250 cycles per minute


No more worrying about cycle times: There is nothing faster on the market!

▶ Failure-free continuous operation


Our “Made in Germany” quality guarantees up to 30 million maintenance-free gripping cycles

▶ SERIES CHARACTERISTICS

Installation size		Version		
GEP900X		NC	NO	NCV
 Digital I/O		•	•	•
 Spring closing C		•		•
 Spring closing / Power-assisted Version				•
 Spring opening O			•	
 30 million maintenance-free cycles (max.)		•	•	•
 Integrated sensing		•	•	•
 IP40		•	•	•



► BENEFITS IN DETAIL



- ① **Energy supply**
 - standardized interface M12 round connector
- ② **Drive**
 - via Pot magnet and coil bobbin according to the coil system principle
 - energy consumption only at opening and closing (<25ms)
- ③ **Position sensing**
 - integrated Hallsensor
 - 3 positions monitorable
- ④ **Status control**
 - optical LED position display
 - gripper opened, gripper closed, "workpiece available"
- ⑤ **Wedge hook mechanism**
 - self locking mechanism at stop position
- ⑥ **Mounting and positioning**
 - mounting possible from several sides for versatile positioning
- ⑦ **Robust, lightweight housing**
 - Hard-coated aluminum alloy
- ⑧ **Gripper jaw**
 - from high-strength, hard-anodized aluminium
 - removable centering sleeves for individual gripper finger mounting

► TECHNICAL DATA

Installation size	Stroke per jaw [mm]	Gripping force [N]	Weight [kg]	IP class
GEP9002	2	11 - 30	0,25 - 0,34	IP40
GEP9004	4	14 - 50	0,57 - 0,79	IP40

► FURTHER INFORMATION IS AVAILABLE ONLINE



All information just a click away at: www.zimmer-group.com. Find data, illustrations, 3D models and operating instructions for your installation size using the order number for your desired product. Quick, clear and always up-to-date.

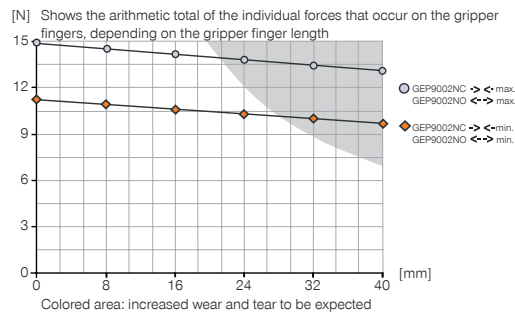
2-JAW PARALLEL GRIPPERS

INSTALLATION SIZE GEP9002

▶ PRODUCT SPECIFICATIONS

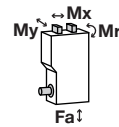


▶ Gripping force diagram



▶ Forces and moments

Displays static forces and moments that can also have an effect, besides the gripping force.



Mr [Nm]	1.5
Mx [Nm]	1.5
My [Nm]	2.1
Fa [N]	270

▶ INCLUDED IN DELIVERY



4 [piece]
Centering Disc
DST80320

▶ RECOMMENDED ACCESSORIES



CONNECTIONS / OTHER



KAG1000B8
Plug-in Connector Straight Cable 10 m - Female
M12



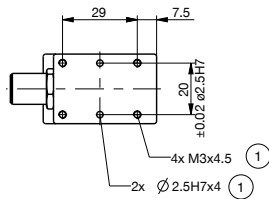
CONNECTIONS / OTHER



KAW1000B8
Plug-in Connector Angled Cable 10 m - Female
M12

Order no.	► Technical data		
	GEP9002NC-B	GEP9002NO-B	GEP9002NCV-B
Stroke per jaw [mm]	2	2	2
Grip force in grip direction min. [N]	11	11	20
Grip force in grip direction max. [N]	15	15	30
Permanent operation cycle count max. [cycle/min]	200	200	200
Cycle count max. [cycle/min]	250	250	250
Operating time [ms]	<20	<20	<20
Pulse time in opening [ms]	25	7	25
Pulse time in closing [ms]	7	25	7
Repetition accuracy +/- [mm]	0.05	0.05	0.05
Operating temperature min. [°C]	5	5	5
Operating temperature max. [°C]	+50	+50	+50
Current consumption per pulse max. [A]	5	5	5
Length of the gripper fingers max. [mm]	40	40	40
Weight per jaw max. [g]	20	20	20
Protection to IEC 60529	IP40	IP40	IP40
Weight [kg]	0.25	0.25	0.34

NC / NO



- ① Gripper attachment
- ② Energy supply (M12, 8-pole)
- ③ Fixing for gripper finger

