

# 2-JAW PARALLEL GRIPPERS

## SERIES GP200

### ▶ PRODUCT ADVANTAGES



#### “The variable”

##### ▶ Smooth stroke configuration

An adjusting screw allows you to adjust the stroke to your specific application








##### ▶ Proven technology

We have more than 20 years of proven reliability, which ensures uninterrupted production for you

##### ▶ Dirt protection


Using the scrapers on the guides, you can reliably use the gripper even under the harshest conditions

### ▶ SERIES CHARACTERISTICS

Installation size	Version				
	GP2XX	-	-99	S	S-99
 Spring closing C	•			•	
 High-strength S				•	•
 10 million maintenance-free cycles (max.)	•		•	•	•
 Inductive sensor	•		•	•	•
 Magnetic field sensor	•		•	•	•
 Purged air	•		•	•	•
 IP40	•		•	•	•



## ► BENEFITS IN DETAIL



- ① **Stroke adjustment**
  - infinitely adjustable in „open“ movement
  - adjusting screw in delivery
- ② **Wedge hook mechanism**
  - synchronized the movement of the gripper jaws
  - high force transfer
- ③ **Square guide**
  - high forces and moments capacity
- ④ **Gripper jaw**
  - individual gripper finger mounting
- ⑤ **Mounting and positioning**
  - mounting possible from several sides for versatile positioning
- ⑥ **Sensing slot**
  - mounting and positioning of magnetic field sensors
- ⑦ **Drive**
  - double-acting pneumatic cylinder
- ⑧ **Energy supply**
  - possible from several sides

## ► TECHNICAL DATA

Installation size	Stroke per jaw [mm]	Gripping force [N]	Weight [kg]	IP class
GP224	6 - 12	170 - 335	0,33	IP40
GP240	8 - 20	510 - 1290	1,2	IP40
GP260	10 - 30	800 - 2480	2,9	IP40
GP280	15 - 40	1690 - 4500	8,3	IP40

## ► FURTHER INFORMATION IS AVAILABLE ONLINE



All information just a click away at: [www.zimmer-group.com](http://www.zimmer-group.com). Find data, illustrations, 3D models and operating instructions for your installation size using the order number for your desired product. Quick, clear and always up-to-date.

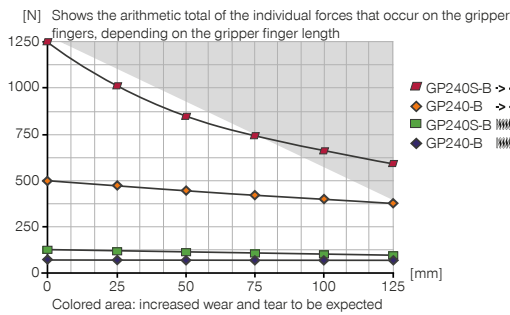
# 2-JAW PARALLEL GRIPPERS

## INSTALLATION SIZE GP240

### ▶ PRODUCT SPECIFICATIONS



#### ▶ Gripping force diagram



#### ▶ Forces and moments

Displays static forces and moments that can also have an effect, besides the gripping force.



Mr [Nm]	15
Mx [Nm]	30
My [Nm]	15
Fa [N]	400

### ▶ INCLUDED IN DELIVERY



2 [piece]  
Mounting block  
KB8K

### ▶ RECOMMENDED ACCESSORIES



#### ENERGY SUPPLY



**GVM5**  
Straight Fittings - Quick Connect Style



**WVM5**  
Angled Fittings - Quick Connect Style



**DEV04**  
Quick Exhaust Valve



**DSV1-8**  
Pressure safety valve



**DSV1-8E**  
Pressure safety valve with quick exhaust



#### SENSORS



**MFS01-S-KHC-P1-PNP**  
Magnetic field sensor angled, cable 0.3 m - M8 connector



**MFS02-S-KHC-P1-PNP**  
Magnetic field sensor straight, cable 0.3 m - M8 connector



**MFS01-S-KHC-P2-PNP**  
2-point sensor angled, cable 0.3 m - M8 connector



**MFS02-S-KHC-P2-PNP**  
2-point sensor straight, cable 0.3 m - M8 connector



#### CONNECTIONS / OTHER



**KAG500**  
Plug-in connector Straight Cable 5m - Socket M8 (female)



**ZE30H7X4**  
Centering Disc



#### SENSORS



**NJ8-E2S**  
Inductive proximity switch - Connector M8

Order no.	► Technical data			
	GP240-B	GP240-B-99	GP240S-B	GP240S-B-99
Stroke per jaw [mm]	20	20	8	8
Gripping force in closing [N]	510	435	1290	1105
Gripping force in opening [N]		435		1105
Gripping force secured by spring min. [N]	75		185	
Closing time [s]	0.1	0.08	0.1	0.08
Opening time [s]	0.1	0.08	0.1	0.08
Repetition accuracy +/- [mm]	0.05	0.05	0.05	0.05
Operating pressure min. [bar]	5	3	5	3
Operating pressure max. [bar]	8	8	8	8
Nominal operating pressure [bar]	6	6	6	6
Operating temperature min. [°C]	5	5	5	5
Operating temperature max. [°C]	+80	+80	+80	+80
Air volume per cycle [cm³]	49	49	49	49
Weight [kg]	1.2	1.2	1.2	1.2

