

# 2-JAW ANGULAR GRIPPERS

## SERIES GZ1000

### ▶ PRODUCT ADVANTAGES



#### “The top of the line”

##### ▶ Unique quality meets functionality

This is one of the best angular grippers on the market, enabling you to make your application more cost-effective and functional







##### ▶ Variable attachment

Decide for yourself whether you want use screws, lock-nuts or a toolkit clamping system for fastening

##### ▶ Sensing with process reliability

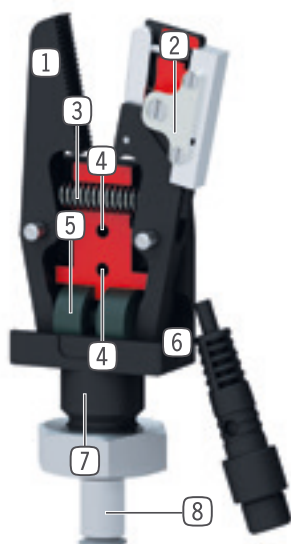
Unlike many other established products on the market, you can even differentiate between “Component present” and “Component not present”

### ▶ SERIES CHARACTERISTICS

Installation size	Version		
GZ10XX	-01	-02	-03
 Saw tooth jaw without query	●		
 Saw tooth jaw with query		●	
 Version for attaching customer-specific gripper fingers			●
 2 million maintenance-free cycles (max.)	●	●	●
 Inductive sensor		●	
 IP30	●	●	●



## ► BENEFITS IN DETAIL



- ① **Gripper jaw**
  - available in different versions
- ② **Position sensing**
  - via inductive proximity switch
- ③ **Return spring**
  - to open the gripper jaws
- ④ **Mounting and positioning**
  - via thread / through-hole
- ⑤ **Drive**
  - single-acting pneumatic cylinder
- ⑥ **Housing**
  - hard coated surface for increased durability
- ⑦ **Mounting and positioning**
  - via fit, thread and lock nut
- ⑧ **Energy supply**

## ► TECHNICAL DATA

Installation size	Stroke [°]	Gripping force [N]	Weight [kg]	IP class
GZ1020	8	62	0,015 - 0,03	IP30
GZ1030	11	130	0,046 - 0,063	IP30
GZ1040	10	315	0,105 - 0,125	IP30

## ► FURTHER INFORMATION IS AVAILABLE ONLINE



All information just a click away at: [www.zimmer-group.com](http://www.zimmer-group.com). Find data, illustrations, 3D models and operating instructions for your installation size using the order number for your desired product. Quick, clear and always up-to-date.

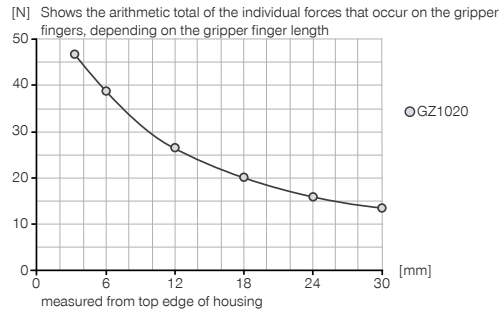
# 2-JAW ANGULAR GRIPPERS

## INSTALLATION SIZE GZ1020

### ▶ PRODUCT SPECIFICATIONS

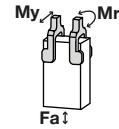


#### ▶ Gripping force diagram



#### ▶ Forces and moments

Displays static forces and moments that can also have an effect, besides the gripping force.



Mr [Nm]	1
My [Nm]	0.6
Fa [N]	60

### ▶ INCLUDED IN DELIVERY



1 [piece]  
Locking nut  
C093610009

### ▶ RECOMMENDED ACCESSORIES



#### ENERGY SUPPLY



**GVM5**  
Straight Fittings - Quick Connect Style



#### CONNECTIONS / OTHER



**S8-G-3**  
Plug-in connector customizable Straight - Connector M8



#### CONNECTIONS / OTHER



**KAG500**  
Plug-in connector Straight Cable 5m - Socket M8 (female)



**S12-G-3**  
Plug-in connector customizable Straight - Connector M12



Order no.	► Technical data		
	GZ1020-01	GZ1020-02	GZ1020-03
Stroke per jaw [°]	8	8	8
Gripper finger with integrated sensor	No	Yes	No
Gripping force in closing [N]	62	62	62
Closing moment [Nm]	0.5	0.5	0.5
Closing time [s]	0.01	0.01	0.01
Opening time [s]	0.02	0.02	0.02
Operating pressure min. [bar]	2	2	2
Operating pressure max. [bar]	6	6	6
Nominal operating pressure [bar]	6	6	6
Operating temperature min. [°C]	5	5	5
Operating temperature max. [°C]	+80	+80	+80
Air volume per cycle [cm <sup>3</sup> ]	0.25	0.25	0.25
Weight [kg]	0.017	0.03	0.015

