

TOOL CHANGERS SERIES HWR

1

Series HWR / Tool Changers / manual / Robot Accessories

▶ PRODUCT ADVANTAGES



▶ **Change in seconds**

Reduce your start up costs and minimise downtimes by changing your tool in seconds

▶ **Integrated air transfer system**

For supplying pneumatic actuators. Additional media can be transmitted using optional energy elements.

▶ **Replacing with no tools required**

The locking lever fully integrated into the housing makes it possible to replace tools without any additional tools

▶ THE BEST PRODUCT FOR YOUR APPLICATION



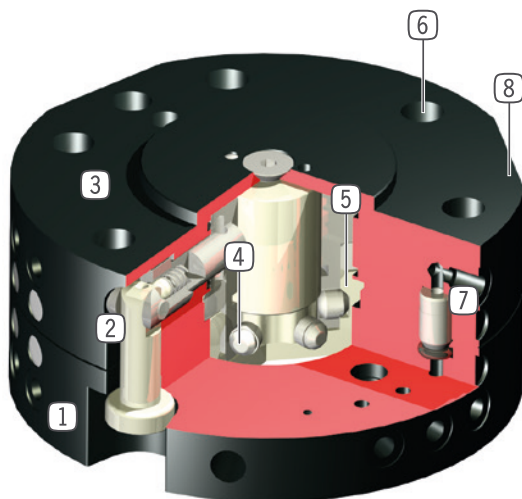
▶ **Our products welcome the challenge!**

Extreme conditions, all over the world—our tried and tested components and systems give you endless possibilities.

Find the best product for your specific use:

www.zimmer-group.com

► BENEFITS IN DETAIL



- ① **Loose part**
- for tool side assembly
- ② **Locking lever**
- with spring supported snap in function
- ③ **Fix part**
- for robot side assembly
- ④ **Locking bolt**
- adapted to the clamping sleeve
- ⑤ **Locking stroke**
- re-adjustable via locking sleeve
- ⑥ **Robot flange**
- partial mounting circle in accordance with EN ISO 9409-1
- ⑦ **Integrated air feed-through**
- air / vacuum transfer from fix to loose part, hoseless control possible
- ⑧ **Mounting for energy element**

► FURTHER INFORMATION IS AVAILABLE ONLINE



► Technical Information

All information just a click away at: www.zimmer-group.com

Find data, illustrations, 3D models and operating instructions for your installation size using the order number for your desired product.

Quick, clear and always up-to-date.



TOOL CHANGERS

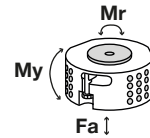
INSTALLATION SIZE HWR63

▶ PRODUCT SPECIFICATIONS



▶ Forces and moments

Shows static forces and moments which may impact on the tool changer when locked.



Mr [Nm]	200
My [Nm]	200
Fa [N]	1200

▶ INCLUDED IN DELIVERY



O-Ring

COR0050100

▶ RECOMMENDED ACCESSORIES



Straight Fittings - Quick Connect Style

GVM5



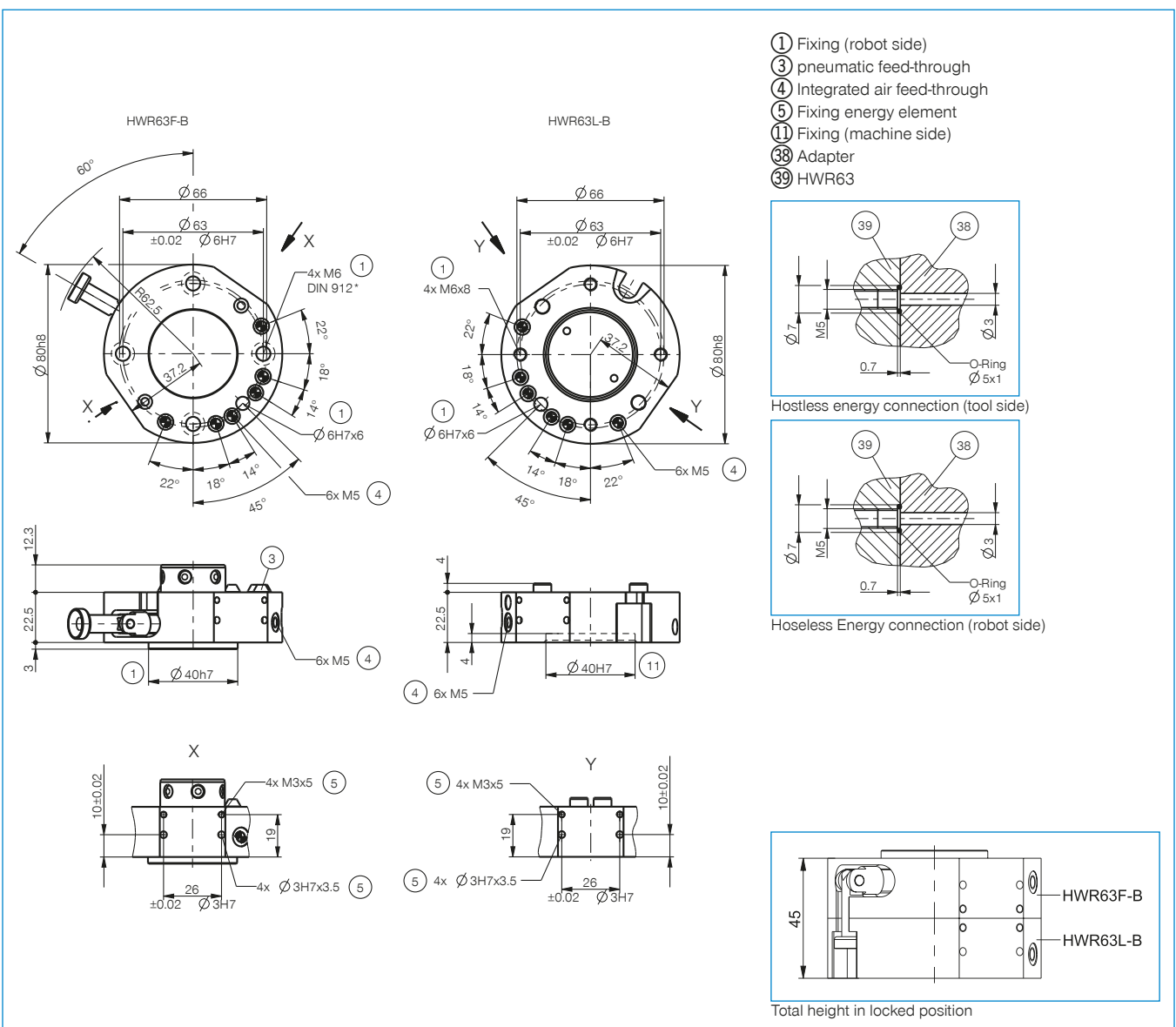
Angled Fittings - Quick Connect Style

WVM5



Energy Elements see page 26

Order no.	Technical Data	
	HWR63F-B	HWR63L-B
Connecting flange according EN ISO 9409-1	TK 63	TK 63
Recommended handling weight [kg]	50	50
Pneumatic energy transfer [Quantity]	6	6
Electrical energy transfer	optional	optional
Self locking mechanism when locking	mechanical	mechanical
Locking stroke [mm]	1	-
Repetition accuracy in Z [mm]	0.01	0.01
Repetition accuracy in X, Y [mm]	0.02	0.02
Operating temperature min. [°C]	5	5
Operating temperature max. [°C]	+80	+80
Moment of inertia [kg/cm ²]	3.8	2.6
Weight [kg]	0.45	0.3

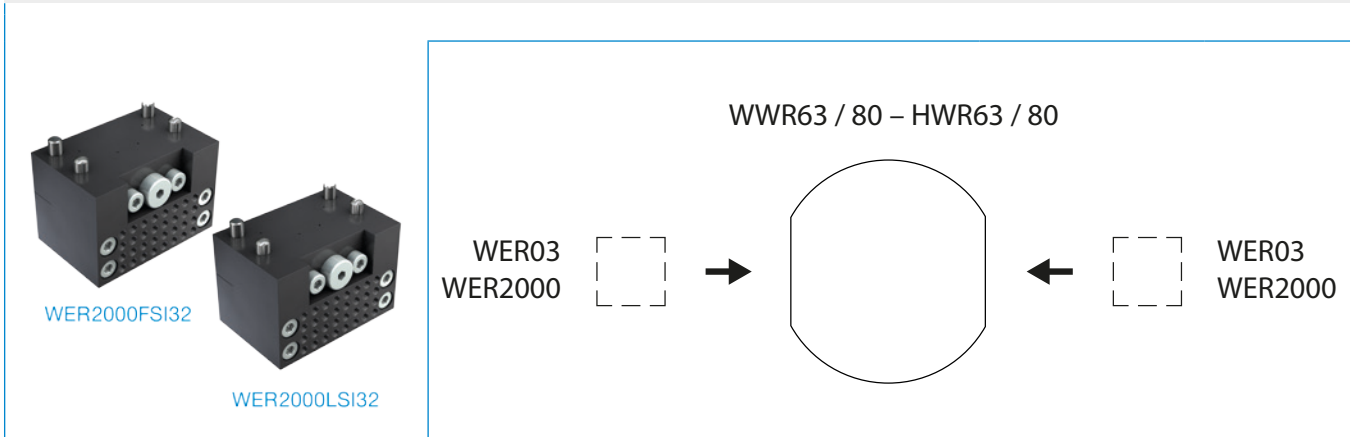


ENERGY ELEMENTS FOR TOOL CHANGER

SIZES HWR63 / HWR80

1

▶ PRODUCT SPECIFICATIONS



▶ FLUIDIC

▶ Technical Data

Order no.	WER2000FPL06-00	WER2000LPL06-00	WER2000FPL02-06	WER2000LPL02-06	WER2000FPL01-03	WER2000LPL01-03
compatible with	Fix part	Loose part	Fix part	Loose part	Fix part	Loose part
Fixing thread	M5	M5	G1/8"	G1/8"	G1/4"	G1/4"
Number of fluid couplings	6	6	2	2	1	1
Operating pressure [bar]	-0.6 ... 10	-0.6 ... 10	-0.6 ... 10	-0.6 ... 10	-0.6 ... 10	-0.6 ... 10
Weight [kg]	0.05	0.05	0.06	0.07	0.06	0.06

▶ ELECTRICAL

▶ Technical Data

Order no.	WER2000FSI32-05	WER2000LSI32-05	WER03FF04	WER03LF04	WER03FF09-B	WER03LF09-B
compatible with	Fix part	Loose part	Fix part	Loose part	Fix part	Loose part
Connection type	FST	FST	FST	FST	Spring contact	Spring contact
Round Connector [Straight] *	-	-	-	-	-	-
Round Connector [Angle] *	-	-	-	-	-	-
Fixing thread	-	-	-	-	-	-
No. of contacts	32	32	4	4	9	9
Nominal current [A]	3	3	3	3	3	3
Supply voltage [V AC]	60	60	60	60	60	60
Supply voltage [V DC]**	75	75	75	75	75	75
Weight [kg]	0.04	0.04	0.06	0.06	0.06	0.06
Connection type	Customizable	Customizable	Male	Socket	Plug / SUB-D	Socket / SUB-D

*als Zubehör erhältlich see page 63

**Specifications for on-site grounding, 60V without grounding





PLUG-IN CONNECTOR FOR ENERGY ELEMENTS


SUITABLE FOR WER201 / WER02 / WER03 / WER3000





► PLUG-IN CONNECTOR FOR ENERGY ELEMENTS WER201 / WER02 / WER03

Order no.	► Technical Data							
	KAG500B4	KAW500B4	B8-G-4	B8-W-4	KAG500S4	KAW500S4	S8-G-4	S8-W-4
Fixing thread	M8	M8	M8	M8	M8	M8	M8	M8
No. of contacts	4	4	4	4	4	4	4	4
Cable length [m]	5	5	-	-	5	5	-	-
Cable-Ø [mm]	4.3	4.3	-	-	4.3	4.3	-	-
Cable sheath material	PUR	PUR	-	-	PUR	PUR	-	-
Bend radius	10xØ	10xØ	-	-	10xØ	10xØ	-	-
Protection to IEC 60529	IP67	IP67	IP67	IP67	IP67	IP67	IP67	IP67
Connection type	Female	Female	Female	Female	Connector	Connector	Connector	Connector
Version [Type]	Straight	Angle	Straight	Angle	Straight	Angle	Straight	Angle

► ROUND PLUG FOR WER3000

Order no.	► Technical Data			
	RSTVLM23G06B-B	RSTVLM23W06B-B	RSTVLM23G06S-B	RSTVLM23W06S-B
Fixing thread	M23	M23	M23	M23
No. of contacts	6	6	6	6
Protection to IEC 60529	IP67	IP67	IP67	IP67
Connection type	Socket	Socket	Male	Male
				

Order no.	► Technical Data			
	RSTVLM23G08B-B	RSTVLM23W08B-B	RSTVLM23G08S-B	RSTVLM23W08S-B
Fixing thread	M23	M23	M23	M23
No. of contacts	8	8	8	8
Protection to IEC 60529	IP67	IP67	IP67	IP67
Connection type	Socket	Socket	Male	Male
				

Order no.	► Technical Data			
	RSTVSM23G12B-B	RSTVSM23W12B-B	RSTVSM23G12S-B	RSTVSM23W12S-B
Fixing thread	M23	M23	M23	M23
No. of contacts	12	12	12	12
Protection to IEC 60529	IP67	IP67	IP67	IP67
Connection type	Socket	Socket	Male	Male
				

Order no.	► Technical Data			
	RSTVSM23G19B-B	RSTVSM23W19B-B	RSTVSM23G19S-B	RSTVSM23W19S-B
Fixing thread	M23	M23	M23	M23
No. of contacts	19	19	19	19
Protection to IEC 60529	IP67	IP67	IP67	IP67
Connection type	Socket	Socket	Male	Male
	