

# CUTTING TONGS

## INSTALLATION SIZE ZK1030

### ▶ PRODUCT SPECIFICATIONS



### ▶ INCLUDED IN DELIVERY

	<p>1 [piece] Locking nut <b>C093610009</b></p>
--	--

### ▶ RECOMMENDED ACCESSORIES

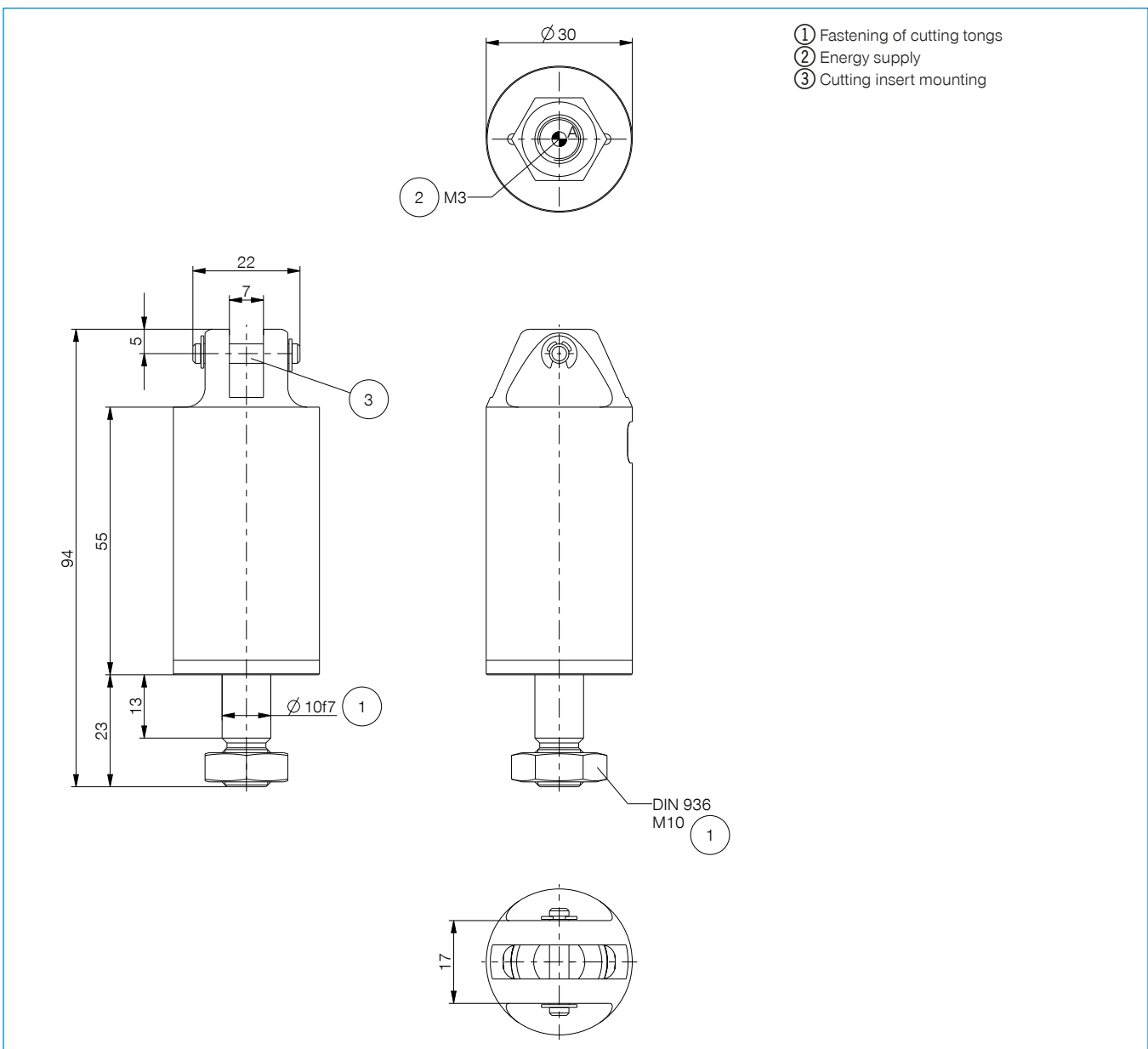
#### ENERGY SUPPLY

	<p><b>GVM3</b> Straight Fittings - Barb Style Connection</p>
	<p><b>WVM3</b> Angled Fittings - Barb Style Connection</p>
	<p><b>KHD30</b> Sensor holder</p>
	<p><b>MFS02-K-KHC-P1-PNP</b> Magnetic field sensor straight, cable 5 m</p>
	<p><b>MFS02-S-KHC-P1-PNP</b> Magnetic field sensor straight, cable 0.3 m - M8 connector</p>

#### CONNECTIONS / OTHER

	<p><b>BK1030-01</b> Cutting Insert 15° for plastics</p>
	<p><b>BK1030-02</b> Cutting Insert 40° For Plastics</p>
	<p><b>BK1030-03</b> Cutting Insert 0° For Plastics</p>
	<p><b>BK1030-04</b> Cutting Tong For Plastics</p>
	<p><b>BK1030-05</b> Cutting Insert 0° For Steel</p>

► Technical data	
<b>Order no.</b>	<b>ZK1030</b>
Stroke per jaw [°]	4.25
Gripping moment in closing [Nm]	14
Closing time [s]	0.01
Opening time [s]	0.1
Operating pressure min. [bar]	2
Operating pressure max. [bar]	6
Nominal operating pressure [bar]	6
Operating temperature min. [°C]	5
Operating temperature max. [°C]	+80
Air volume per cycle [cm³]	5
Weight [kg]	0.08
<b>Possible cutting diameters</b>	
possible cut-Ø max. plastics [mm]	2
possible cut-Ø max. copper [mm]	1
possible cut-Ø max. steel [mm]	0.5
possible cut-Ø max. piano wire [mm]	0.3



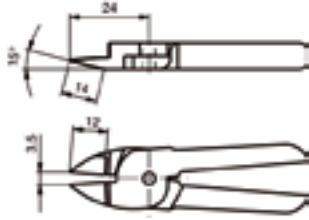
# CUTTING TONGS

## ZK1000 SERIES CUTTING INSERTS

### ▶ CUTTING INSERTS FOR ZK1030

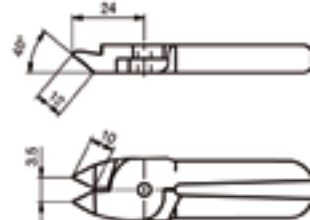
**BK1030-01**

Cutting Insert 15° for plastics



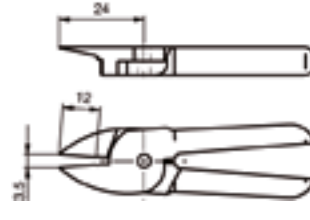
**BK1030-02**

Cutting Insert 40° For Plastics



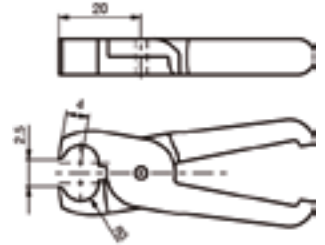
**BK1030-03**

Cutting Insert 0° For Plastics



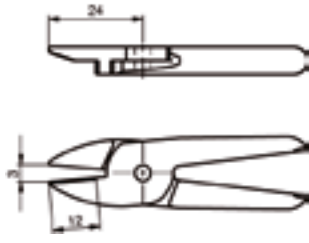
**BK1030-04**

Cutting Tong For Plastics



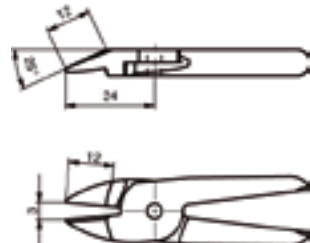
**BK1030-05**

Cutting Insert 0° For Steel



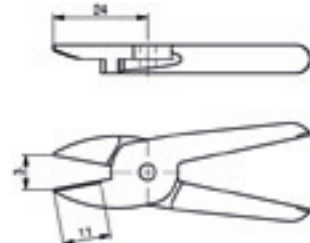
**BK1030-06**

Cutting Insert 25° For Steel



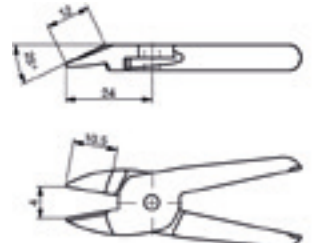
**BK1030-07**

Carbide cutting insert 0° for steel



**BK1030-08**

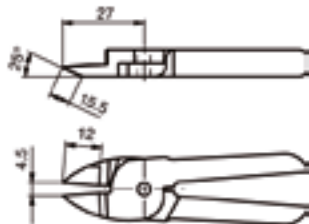
Carbide Cutting Insert 25° For Steel



### ▶ CUTTING INSERTS FOR ZK1036

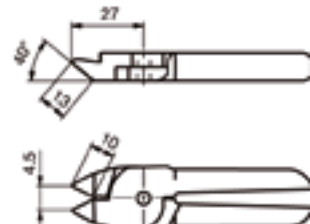
**BK1036-01**

Cutting Insert 25° For Plastics



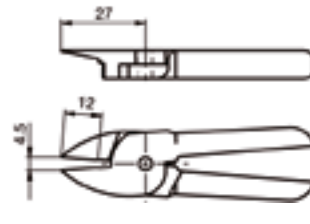
**BK1036-02**

Cutting Insert 40° For Plastics



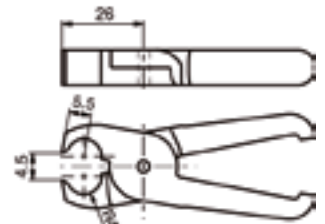
**BK1036-03**

Cutting Insert 0° For Plastics



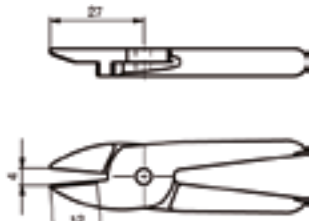
**BK1036-04**

Cutting Tong For Plastics



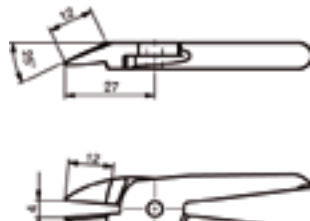
**BK1036-05**

Cutting Insert 0° For Steel



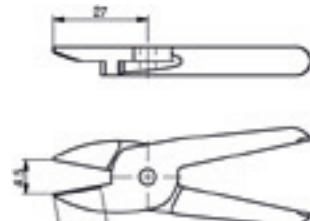
**BK1036-06**

Cutting Insert 25° For Steel



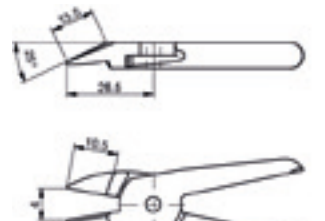
**BK1036-07**

Carbide cutting insert 0° for steel



**BK1036-08**

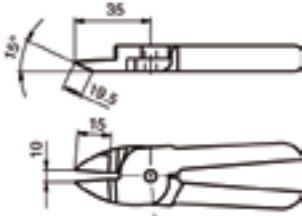
Carbide Cutting Insert 25° For Steel



## ▶ CUTTING INSERTS FOR ZK1045

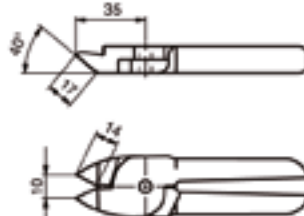
### BK1045-01

Cutting Insert 15° for plastics



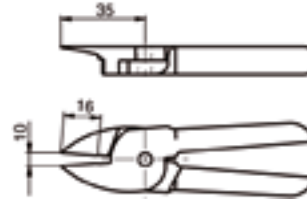
### BK1045-02

Cutting Insert 40° For Plastics



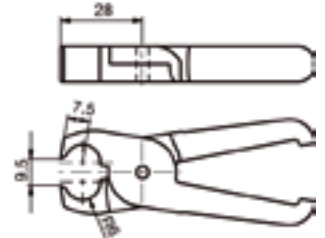
### BK1045-03

Cutting Insert 0° For Plastics



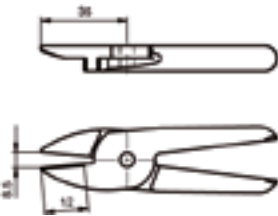
### BK1045-04

Cutting Tong For Plastics



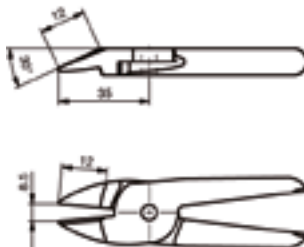
### BK1045-05

Cutting Insert 0° For Steel



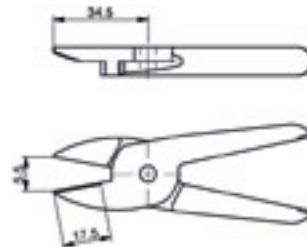
### BK1045-06

Cutting Insert 30° For Steel



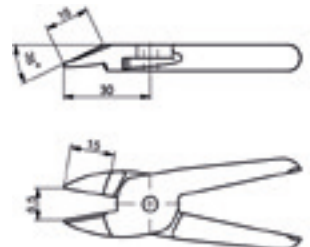
### BK1045-07

Carbide cutting insert 0° for steel



### BK1045-08

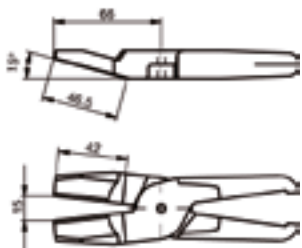
Carbide Cutting Insert 35° For Steel



## ▶ CUTTING INSERTS FOR ZK1065

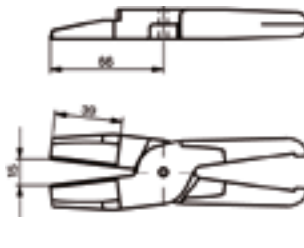
### BK1065-01

Cutting Insert 15° for plastics



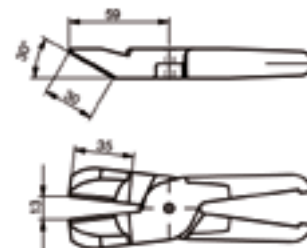
### BK1065-02

Cutting Insert 0° For Plastics



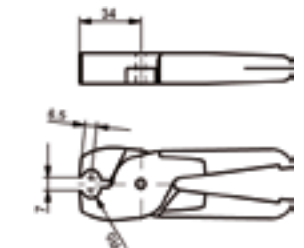
### BK1065-03

Cutting Insert 30° For Plastics



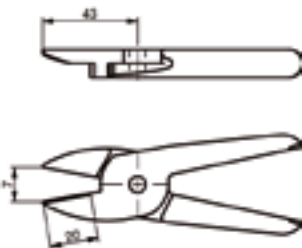
### BK1065-04

Cutting Tong For Plastics



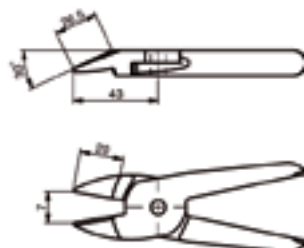
### BK1065-05

Cutting Insert 0° For Steel



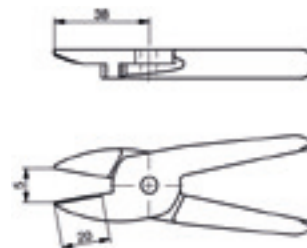
### BK1065-06

Cutting Insert 30° For Steel



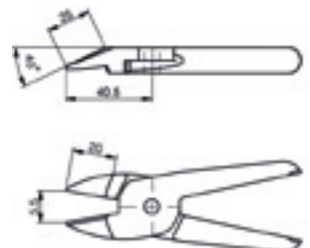
### BK1065-07

Carbide cutting insert 0° for steel



### BK1065-08

Carbide Cutting Insert 40° For Steel



# CUTTING TONGS

## SERIES ZK1000

### ▶ PRODUCT ADVANTAGES



#### ▶ Extremely lightweight

This light weight generally allows the use of a smaller moving axis, reducing the overall costs of the application in the process





#### ▶ Integrated magnetic field sensing

One of the few cutting tongs on the market that can have its position queried and transferred to the control system with process reliability

#### ▶ Decide for yourself!

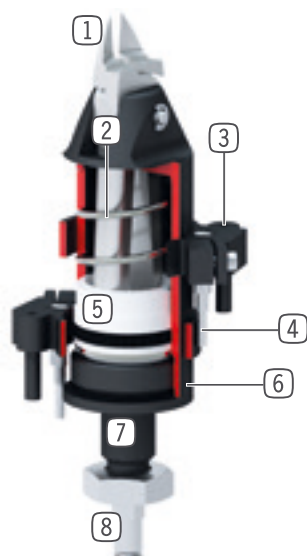
Sprue or steel wire: The variety of cutting geometries and materials ensure you always find the correct cuttings

### ▶ SERIES CHARACTERISTICS

Installation size	
ZK10XX	
 <b>5 million maintenance-free cycles (max.)</b>	●
 <b>Spring opening O</b>	●
 <b>Magnetic field sensor</b>	●
 <b>IP30</b>	●



## ► BENEFITS IN DETAIL



- ① **Cutting insert**
  - flexible applicable due to specific cutting geometry
- ② **Return spring**
  - to open the cuttings
- ③ **Mounting clamp**
  - mounting and positioning of magnetic field sensors
- ④ **Magnetic field sensor**
  - for position sensing
- ⑤ **Drive**
  - single-acting pneumatic cylinder
- ⑥ **Housing**
  - Hard-coated aluminum alloy
- ⑦ **Mounting and positioning**
  - via fit, thread and lock nut
- ⑧ **Energy supply**

## ► TECHNICAL DATA

Installation size	Stroke [°]	Gripping moment [Nm]	Weight [kg]	IP class
ZK1030	4.25	14	0.08	IP30
ZK1036	5	40	0.13	IP30
ZK1045	8.5	98	0.24	IP30
ZK1065	13	400	0.67	IP30

## ► FURTHER INFORMATION IS AVAILABLE ONLINE



All information just a click away at: [www.zimmer-group.com](http://www.zimmer-group.com). Find data, illustrations, 3D models and operating instructions for your installation size using the order number for your desired product. Quick, clear and always up-to-date.