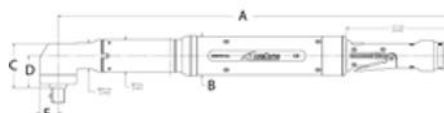


5000 Series Angle Tools

- Provides the perfect solution for space-limited applications
- Compact, durable head houses a precision right-angle gearset that fits into the tightest spaces
- Integrated transducer for accurate delivery or monitoring of Torque and Angle
- Lightweight materials and uniform body diameter provide a comfortable grip
- Ergonomically placed start lever for ease of operation
- Available in regular or flush socket options



Flush Socket Option



5000 Series Angle Tools

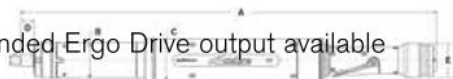
5000 Series	MAX TORQUE		TORQUE RANGE		FREE SPEED RPM	WEIGHT (-) SOCKET		OUTPUT SQ. DR	(A)		(B)		(C)		(D)		(E)	
	NM	FT-LB	NM	FT-LB		LB	KG		IN	MM	IN	MM	IN	MM	IN	MM	IN	MM
AEN35090B(F)	90	66	23 - 90	17 - 66	607	6.9	3.13	1/2	22.63	574.8	2.31	58.7	1.91	48.6	1.38	35.2	.81	20.6
AEN35140B(F)	140	103	35 - 140	26 - 103	472	10.4	4.72	3/4	22.56	573	2.31	58.7	2.54	64.6	1.84	46.8	1.05	26.7
AEN35175B(F)	175	129	44 - 175	33 - 129	384	10.5	4.76	3/4	22.56	573	2.31	58.7	2.54	64.6	1.84	46.8	1.05	26.7
AEN35225B(F)	225	166	56 - 225	41 - 166	291	12.3	5.58	3/4	22.92	582.2	2.31	58.7	2.86	72.6	1.94	49.1	1.25	31.8
AEN35285B(F)	285	210	71 - 285	52 - 210	236	12.3	5.58	3/4	22.92	582.2	2.31	58.7	2.86	72.6	1.94	49.1	1.25	31.8
AEN35350B(F)	350	258	88 - 350	65 - 258	191	12.3	5.58	3/4	22.92	582.2	2.31	58.7	2.86	72.6	1.94	49.1	1.25	31.8

5000 Series Inline Tools

- Compact and durable, AcraDyne 5000 Series inline nutrunners are the ideal choice for fixtured fastening applications
- A uniform body diameter and a hex-shaped mounting point allow for simple installation into fixtured plates
- User modifiable reaction bar included with in-line tools for use in handheld applications
- Standard Square Drive or extended Ergo Drive output available on all models



E



5000 Series
75 - 170 Nm Models (1/2" Sq. Dr.)

5000 Series
280 - 635 Nm Models (3/4" Sq. Dr.)

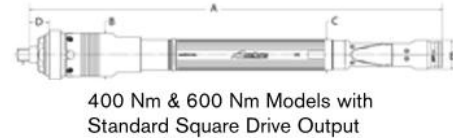
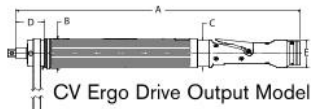
5000 Series Inline Tools

5000 Series	MAX TORQUE		TORQUE RANGE		FREE SPEED RPM	WEIGHT (-) SOCKET		OUTPUT SQ. DR	(A)		(B)		(C)		(D)		(E)	
	NM	FT-LB	NM	FT-LB		LB	KG		IN	MM	IN	MM	IN	MM	IN	MM	IN	MM
AES35075AV	75	55	19 - 75	14 - 55	944	9.2	4.17	1/2	21.9	556.3	1.85	47	2.31	58.7	.68	17.4	1.78	45.2
AES35090AV	90	66	23 - 90	17 - 66	767	9.2	4.17	1/2	21.9	556.3	1.85	47	2.31	58.7	.68	17.4	1.78	45.2
AES35110AV	110	81	28 - 110	21 - 81	634	9.2	4.17	1/2	21.9	556.3	1.85	47	2.31	58.7	.68	17.4	1.78	45.2
AES35135AV	135	100	34 - 135	25 - 100	515	9.2	4.17	1/2	21.9	556.3	1.85	47	2.31	58.7	.68	17.4	1.78	45.2
AES35170AV	170	126	43 - 170	32 - 126	418	9.2	4.17	1/2	21.9	556.3	1.85	47	2.31	58.7	.68	17.4	1.78	45.2
AES35280A	280	207	70 - 280	52 - 207	236	12.8	5.81	3/4	24.33	618.2	2.31	58.7	2.64	67.1	.52	13.1	1.78	45.2
AES35350A	350	258	88 - 350	65 - 258	192	12.8	5.81	3/4	24.33	618.2	2.31	58.7	2.64	67.1	.52	13.1	1.78	45.2
AES35420A	420	310	105 - 420	78 - 310	159	12.8	5.81	3/4	24.33	618.2	2.31	58.7	2.64	67.1	.52	13.1	1.78	45.2
AES35515A	515	380	128 - 515	95 - 380	129	12.8	5.81	3/4	24.33	618.2	2.31	58.7	2.64	67.1	.52	13.1	1.78	45.2
AES35635A	635	469	159 - 635	117 - 469	104	12.8	5.81	3/4	24.33	618.2	2.31	58.7	2.64	67.1	.52	13.1	1.78	45.2

* E logo indicates where ERGO-DRIVE sockets/extensions benefit tool operation.

3000 Series Inline Tools

- Compact and durable, AcraDyne 3000 Series inline nutrunners are the ideal choice for fixtured fastening applications
- A uniform body diameter and a hex-shaped mounting point allow for simple installation into fixtured plates
- User modifiable reaction bar included with in-line tools for use in handheld applications
- Standard Square Drive or extended Ergo Drive output available on all models



3000 Series Inline Tools

3000 Series	MAX TORQUE		TORQUE RANGE		FREE SPEED	WEIGHT (-) SOCKET		OUTPUT	(A)		(B)		(C)		(D)		(E)	
	NM	FT-LB	NM	FT-LB	RPM	LB	KG	SO. DR	IN	MM	IN	MM	IN	MM	IN	MM	IN	MM
AES33040C(V)(-2)	40	30	8 - 40	5.9 - 30	1,314	6.4	2.90	1/2"	V = 18.46 -2 = 23.89	469 606.8	1.96	49.8	V = 1.75 -2 = 1.85	44.5 47	V = 1.8 -2 = 4.3	45.7 109.5	1.78	45.2
AES33060C(V)(-2)	60	44	12 - 60	8.9 - 44	883	6.4	2.90	1/2"	V = 18.46 -2 = 23.89	469 606.8	1.96	49.8	V = 1.75 -2 = 1.85	44.5 47	V = 1.8 -2 = 4.3	45.7 109.5	1.78	45.2
AES33100C(V)(-2)	100	74	20 - 100	15 - 74	489	8.1	3.67	1/2"	V = 22.78 -2 = 27.71	578.6 703.8	1.96	49.8	V = 1.75 -2 = 1.85	44.5 47	V = 6.11 -2 = 3.96	155.3 100.5	1.78	45.2
AES33150C(V)(-2)	150	111	30 - 150	22 - 111	329	8.1	3.67	1/2"	V = 22.78 -2 = 27.71	578.6 703.8	1.96	49.8	V = 1.75 -2 = 1.85	44.5 47	V = 6.11 -2 = 3.96	155.3 100.5	1.78	45.2
AES33230C(V)(-2)	185	137	46 - 185	34 - 137	221	8.1	3.67	1/2"	V = 22.78 -2 = 27.71	578.6 703.8	1.96	49.8	V = 1.75 -2 = 1.85	44.5 47	V = 6.11 -2 = 3.96	155.3 100.5	1.78	45.2
AES33400C	400	295	80 - 400	59 - 295	122	13.0*	5.90*	3/4"			2.64	67.1	1.85	47	1.19	30.12	1.78	45.2
AES33600C	600	443	120 - 600	89 - 443	82	13.0*	5.90*	3/4"			2.64	67.1	1.85	47	1.19	30.12	1.78	45.2

* Includes reaction bar and fixture nut.

3000 Series Hold and Drive Tools

- 1" & 2" travel models available
- Sockets and holders are custom



1" Travel (C-1) Model



2" Travel (C-2) Model



3000 Series Hold and Drive Tools

MODEL*	MAX TORQUE		TORQUE RANGE		FREE SPEED	WEIGHT	MIN SOCKET	(A)		(B)		(C)		(D)		(E)	
	NM	FT-LB	NM	FT-LB	RPM	(LB)	MAX SOCKET	IN	MM	IN	MM	IN	MM	IN	MM	IN	MM
AEH33042C(-1)(-2)	42	31	10 - 42	7 - 31	1,095	-1 = 5.6 -2 = 5.8	9/16 (14 mm) 13/16 (21 mm)	16.79	426.5	1.85	47	-1 = 3.17 -2 = 4.17	80.6 106	1.44	36.5	1.59	40.4
AEH33053C(-1)(-2)	53	39	12 - 53	8 - 39	865	-1 = 5.6 -2 = 5.8	9/16 (14 mm) 13/16 (21 mm)	16.79	426.5	1.85	47	-1 = 3.17 -2 = 4.17	80.6 106	1.44	36.5	1.59	40.4
AEH33060C(-1)(-2)	60	44	12 - 60	9 - 44	845	-1 = 7.3 -2 = 7.5	9/16 (14 mm) 1-1/4 (32 mm)	19.1	485.1	1.85	47	-1 = 3.36 -2 = 4.37	85.3 111.1	1.88	47.6	1.78	45.2
AEH33090C(-1)(-2)	90	66	18 - 90	13 - 66	568	-1 = 7.3 -2 = 7.6	9/16 (14 mm) 1-1/4 (32 mm)	16.79	426.5	1.85	47	-1 = 3.36 -2 = 4.37	85.3 111.1	1.88	47.6	1.78	45.2
AEH33120C(-1)(-2)	120	89	24 - 120	18 - 89	442	-1 = 10.0 -2 = 10.3	5/8 (15 mm) 1-1/4 (32 mm)	21.22	539.1	1.85	47	-1 = 4.09 -2 = 5.09	103.8 129.2	2.25	57.2	1.78	45.2

* E logo indicates where ERGO-DRIVE sockets/extensions benefit tool operation.