

SEPARATORS

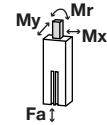
INSTALLATION SIZE VEG15

▶ PRODUCT SPECIFICATIONS



▶ Forces and moments

Shows static forces and torques that may be present on the plunger



Mr [Nm]	5
Mx [Nm]	5
My [Nm]	5
Fa [N]	100

▶ RECOMMENDED ACCESSORIES



ENERGY SUPPLY



GVM5
Straight Fittings - Quick Connect Style



WVM5
Angled Fittings - Quick Connect Style



SENSORS



KB8-20
Mounting block



NJ8-E2
Inductive proximity switch - Cable 5 m



NJ8-E2S
Inductive proximity switch - Connector M8



MFS01-K-KHC-P1-PNP
Magnetic field sensor angled, cable 5 m



SENSORS



MFS01-S-KHC-P1-PNP
Magnetic field sensor angled, cable 0.3 m - M8 connector



MFS02-K-KHC-P1-PNP
Magnetic field sensor straight, cable 5 m



MFS02-S-KHC-P1-PNP
Magnetic field sensor straight, cable 0.3 m - M8 connector



CONNECTIONS / OTHER



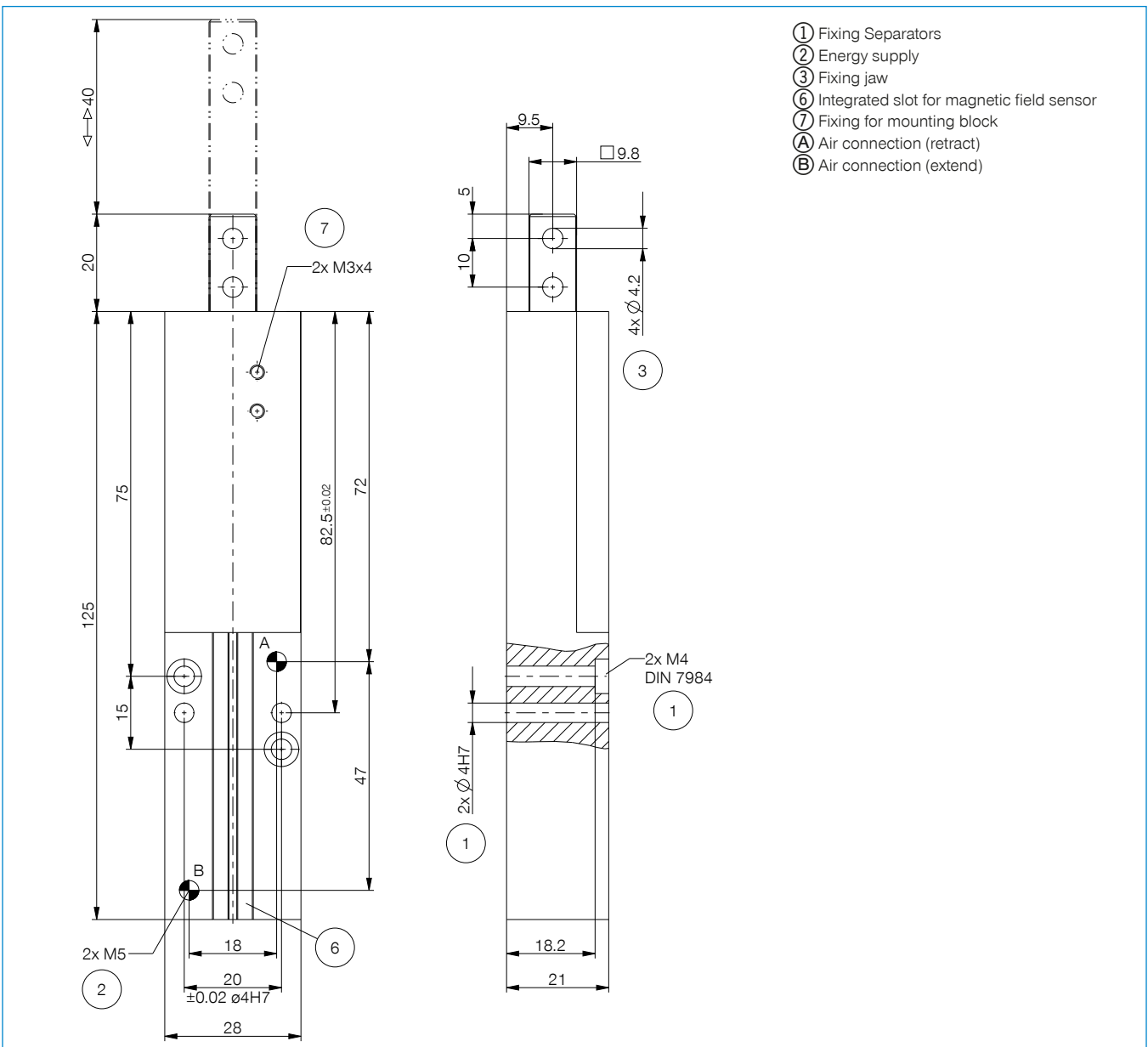
KAG500
Plug-in connector Straight Cable 5m - Socket M8 (female)



KAW500
Plug-in connector Angled Cable 5m - Socket M8 (female)

► Technical data

Order no.	VEG15-B
Stroke per tapped rod [mm]	40
Force in extend [N]	80
Force in retract [N]	65
Cycle count [s]	0.1
Repetition accuracy +/- [mm]	0.05
Operating pressure min. [bar]	3
Operating pressure max. [bar]	8
Nominal operating pressure [bar]	6
Operating temperature min. [°C]	5
Operating temperature max. [°C]	+80
Air volume per cycle [cm³]	11
Weight [kg]	0.2



SEPARATORS

SERIES VEG

▶ PRODUCT ADVANTAGES



▶ **Hardened stainless steel guide**

This guide is robust, reliable and durable: Exactly what you need for your application!

▶ **Decide for yourself!**

Sensing via magnetic field sensors or inductive proximity switches: Unlike the benchmark, you are free to choose!

▶ **Failure-free continuous operation**

Our uncompromising “Made in Germany” quality guarantees up to 10 million maintenance-free cycles

▶ SERIES CHARACTERISTICS

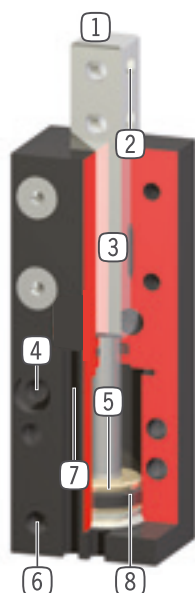
Installation size

VEGXX

 10 million maintenance-free cycles (max.)	●
 Inductive sensor	●
 Magnetic field sensor	●
 IP40	●



► BENEFITS IN DETAIL



- ① **Tapped rod**
 - hardened steel
- ② **Mounting**
 - individual separator finger mounting
- ③ **Square guide**
 - rugged, high forces and moments capacity
- ④ **Mounting and positioning**
 - mounting possible from several sides for versatile positioning
- ⑤ **Drive**
 - double-acting pneumatic cylinder
- ⑥ **Energy supply**
- ⑦ **Sensing**
 - groove for positioning of the magnetic field sensor
- ⑧ **Permanent magnet**
 - installed in piston area

► TECHNICAL DATA

Installation size	Stroke [mm]	Force in retract [N]	Force in extend [N]	Weight [kg]	IP class
VEG10	10	30	40	0.075	IP40
VEG14	20	65	80	0.142	IP40
VEG15	40	65	80	0.2	IP40
VEG22	30	170	220	0.5	IP40
VEG23	60	170	220	0.75	IP40

► FURTHER INFORMATION IS AVAILABLE ONLINE



All information just a click away at: www.zimmer-group.com. Find data, illustrations, 3D models and operating instructions for your installation size using the order number for your desired product. Quick, clear and always up-to-date.